

Model Program Book
**COMMUNITY
SERVICE
PROJECT**



Designed & Developed by



**ANDHRA PRADESH
STATE COUNCIL OF HIGHER EDUCATION**

(A STATUTORY BODY OF GOVERNMENT OF ANDHRA PRADESH)

PROGRAM BOOK FOR COMMUNITY SERVICE PROJECT

Name of the Student: K. PAVAN KUMAR

Name of the College: MRS. ANN COLLEGE

Registration Number: 720130 20 50 32

Period of CSP: From: 02-10-2021 To: 06-11-2022

Name & Address of the Community / Habitation:

ANAND

University

YEAR

**SURVEY ON BLOOD GROUPING PEOPLE AT
ONE TOWN AREA, VISAKHAPATNAM**

By

KARREDLA PAVAN KUMAR
Regd. No. 720130805032



Estd : 1860

**PROJECT WORK SUBMITTED TO MRS. A.V.N. COLLEGE
AFFILIATED TO ANDHRA UNIVERSITY, VISAKHAPATNAM
FOR THE PARTIAL FULFILMENT OF DEGREE OF**

BACHELOR OF SCIENCE

2020-2023

DECLARATION

I, **KARREDLA PAVAN KUMAR**, Student of III B.Sc - M.P.C., Mrs. A.V.N College, affiliated to Andhra University here by declared that this project entitled "**SURVEY ON BLOOD GROUPING AT ONE TOWN AREA, VISAKHAPATNAM**" is a genuine work carried out by me under the guidance of **Mrs. P. Krishna Kumari**, HOD, Mrs. A.V.N College, Visakhapatnam, Andhra Pradesh. Furthermore, this project work was not submitted to any other institution or University for awarding any Degree.

DATE:

PLACE: Visakhapatnam

K. Pavan Kumar

Name & Signature of the student

MRS. A.V.N. COLLEGE
VISAHAPATNAM - 530001
ANDHRA PRADESH




Estd : 1860

CERTIFICATE

This is to certify that project entitled as “**SURVEY ON BLOOD GROUPING AT ONE TOWN AREA, VISAKHAPATNAM**” is a bonafide work done by **KARREDLA PAVAN KUMAR (Regd. No. 720130805032) III B.Sc. – M.P.C.** student under guidance. I certify that the project work done by him/her is original and has not been submitted to any other information.


PRINCIPAL
(M. Simhadri Naidu)
MRS. A.V.N. COLLEGE
Principal
VISAHAPATNAM


(V. Padmini)
Mentor

Community Service Project Report

Submitted in accordance with the requirement for the degree of.....^{B.Sc.}.....

Name of the College: Mrs. AVN collage

Department: BSc (Chemistry)

Name of the Faculty Guide: V. padmini

Duration of the CSP: From 02-10-2022 To 06-11-2022

Name of the Student: Karvedla. Pavan Kumar

Programme of Study: Blood grouping

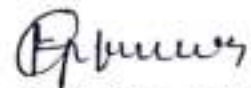
Year of Study: 2020-2023

Register Number: 92030805032

Date of Submission: 12-11-2022

Student's Declaration

I, K. Naman Kumar, a student of Blood group Program,
Reg. No. 720150805032 of the Department of Chemistry,
Mrs. AVN College do hereby declare that I have completed
the mandatory community service from 02-10-2024 to 06-11-2024 in
ONE town. (Name of the Community/Habitation) under the Faculty
Guideship of V. padhini, (Name of the Faculty Guide), Department
of chemistry in Mrs. AVN College


(Signature and Date)

Endorsements


Faculty Guide


Head of the Department


Principal
PRINCIPAL
Mrs. A.V.N. COLLEGE
VISA KHAPATNAM

Certificate from Official of the Community

This is to certify that K. prasad Kumar (Name of the Community Service Volunteer) Reg. No 920130808032 of MVS - AUN Coll (Name of the College) underwent community service in _____ (Name of the Community) from _____ to _____. The overall performance of the Community Service Volunteer during his/her community service is found to be _____ (Satisfactory/Good).

Authorized Signatory with Date and Seal

Acknowledgements

I wish to express my gratitude to those who extended their valuable co-operation and contribution towards the project

I would like to thank you my project mentor sir for his valuable time and continued assistance for the successful completion of the project

I would also like to express my gratitude to Mrs A.V.N college management for facilitating this project and providing his guidance throughout the duration of the project

I would also like to thank the faculty and staff of the institute family members and my dear friends for their support to successful completion of the project

CHAPTER 1: EXECUTIVE SUMMARY

The community service report shall have only a one-page executive summary. It shall include a brief description of the Community and summary of all the activities done by the student in CSP and five or more learning objectives and outcomes.

community programs can expand the opportunity for youth to acquire personal and social assets and to experience the broad range of features of positive development settings

The activities I performed in the community service are to investigate how many people have basic and desired knowledge about blood groups, blood levels, blood transfusion, blood and blood groups and it is crucial in the human body. Identify the reasons which may reduce donor participation.

I conducted a survey in the society to know how many people have basic knowledge about blood groups and blood donation. The survey covered questions regarding donors who agree as well as disagree to donate blood and knowing their blood group and reasons behind their respective choices. To motivate maximum people for knowing about blood groups, blood levels and blood donation information was gathered through various questions in the survey. Also, I spent some time in making the interesting crossword for the donors to keep them engaged while they are having their refreshments.

CHAPTER 2: OVERVIEW OF THE COMMUNITY

About the Community/Village/Habitation including historical profile of the community/habitation, community diversity, traditions, ethics and values.
Brief note on Socio-Economic conditions of the Community/Habitation.

one town also called the "old town" is located in visakhapatnam city India. The area falls under the local administrative limits of greater visakhapatnam municipal corporation.

one town area more than 300 years of history in British area the business of whole city was located here including the administration of visakhapatnam district. There are many old monuments built here like town hall visakhapatnam. (1904) KURPAM market (1914) Evroper (century 16th) Queen victorial pavilion (1904) st. John's church (1884) Queen mary's school (1800) Ishaq madina dargah (1706)

The old town area runs from Turner Choultry to end of Visakhapatnam port. It has many historical educational institutions. There are so many middle class students are learning education here. The area is administered by Greater Visakhapatnam Municipal Corporation (G.V.M.C).

CHAPTER 3: COMMUNITY SERVICE PART

Description of the Activities undertaken in the Community during the Community Service Project. This part could end by reflecting on what kind of values, life skills, and technical skills the student acquired.

- ⇒ Values, like skill and technical skill that the students acquired during the community service project are
- ⇒ Time management
- ⇒ community awareness
- ⇒ curiosity
- ⇒ Humility
- ⇒ Integrity
- ⇒ willingness to learn & try new things
- ⇒ problem solving
- ⇒ Relationship building
- ⇒ Team work
- ⇒ professional skill
- ⇒ communication skill

- ⇒ skill in data collection so analysis of data
- ⇒ skill in maintaining proper records
- ⇒ skill in process recordings
- ⇒ skill in keeping personal records
- ⇒ developing inter group relationship
- ⇒ Analyzing the group situation.
- ⇒ Adaptability
- ⇒ Technical literacy
- ⇒ organizational skill etc.

ACTIVITY LOG FOR THE FIRST WEEK

Day & Date	Brief description of the daily activity	Learning Outcome	Person In-Charge Signature
Day - 1	We learned about the blood group and blood levels with the help of text books and mobile phone, and after that we have blood group	we can to know about how blood group and blood levels plays a vital role in our human body.	Epkur
Day - 2	with the help of question their we conduct a survey in the field / area we have chosen to complete community Project		Epkur
Day - 3	with the help of question we conduct a survey in the field / area we have chosen to doing community Project		Epkur
Day - 4	with the help of question their we conduct a survey in the field / area we have chosen to doing community survey conduct		Epkur
Day - 5	with the help of questionnaire we conduct asure in the field / area we have chosen to doing community survey		Epkur
Day - 6	we the help of questionnaire we conduct a survey in the field / area we have chosen to doing community project		Epkur

ACTIVITY LOG FOR THE SECOND WEEK

Day & Date	Brief description of the daily activity	Learning Outcome	Person In-Charge Signature
Day - 1	with the help of questionnaire we conduct a survey in the field area as we chosen to doing community survey project		Latha
Day - 2	with the help of questionnaire we conduct a survey in the field/area as we chosen to doing community survey project		Thaven
Day - 3	with the help of questionnaire we conduct a survey in field/area as we chosen to doing community survey project		H. Babji
Day - 4	with the help of project we a survey in field / area. as we chosen to doing community survey project		M. Suresh
Day - 5	with the help of questionnaire we conduct a survey in the field / area as we chosen to survey project		T. Latha Babu
Day - 6	with the help of questionnaire we conduct a survey in the field/ area we chosen to doing community survey project		Ramana

ACTIVITY LOG FOR THE THIRD WEEK

Day & Date	Brief description of the daily activity	Learning Outcome	Person In-Charge Signature
Day - 1	with the help of questionnaire we conduct a survey in the field/area we have chosen to doing community survey project		Bhroun
Day - 2	with the help of questionnaire we conduct a survey in the field/area we have chosen doing community survey project		Surbaby
Day - 3	with the help of questionnaire we conduct a survey in the field/area we have chosen to doing community project		KAVYANA
Day - 4	with the help of questionnaire we conduct a survey in the field/area we have chosen to doing community survey project		Raju
Day - 5	with the help of questionnaire we conduct a survey in the field/area we have chosen to doing survey project		Naidu
Day - 6	we have help of questionnaire we conduct a survey in the field/area we have chosen to doing community project		Kavitha

ACTIVITY LOG FOR THE FORTH WEEK

Day & Date	Brief description of the daily activity	Learning Outcome	Person In-Charge Signature
Day - 1	with the help of question -naire we conduct a survey in the feild/area we have choosen. to doing Community survey project		navcen
Day - 2	with the help of questionnaire we conduct a survey in the feild/area we have choosen to doing community survey project		MARU Naidu
Day - 3	with the help of questionnair we conduct a survey in the feild. a survey in the feild, choosen doing community survey project		chiva njeevi
Day - 4	with the help of questionni -ate conduct a survey in the feild/area a survey in the feild choosen doing community survey project		Palla vi
Day - 5	with the help of questionnair conduct a survey in the feild area a survey in the feild choosen doing Community survey project		veevaba lu
Day - 6	with the hdp of questinnire conduct a survey in the feild area a survey in the feild choosen doing community survey project		Sanyali Rao

ACTIVITY LOG FOR THE FIFTH WEEK

Day & Date	Brief description of the daily activity	Learning Outcome	Person In-Charge Signature
Day - 1	with the help of questionnaire we conduct a survey in the feild/ area as we choosen to doing communi-ty project		noor Rajee
Day - 2	with the help of questionnaire we conduct a survey in the feild/ area as we choosen to doing communi-ty project		gauri
Day - 3	with the help of questionn-ire we conduct a survey in the feild/area as we choosen to doing Community project		Balee
Day - 4	with the help of questionnier we conduct a survey in the feild/ area as we choosen to doing communi-ty project		Jaya Rajee
Day - 5	we Analysis dat on she survey		Sushree
Day - 6	After Analyze the data on the survey we make a report and conduct aware-ness project in our community		Dhruv

CHAPTER 5: OUTCOMES DESCRIPTION

Details of the Socio-Economic Survey of the Village/Habitation Attach the questionnaire prepared for the survey.

Questionnaire

Name of the recipient :

Age :

gender :

marital status :

Address :

(1) DO YOU KNOW about blood group ?

(A) YES

(B) NO

(2) DO YOU KNOW YOUR blood group?

(A) YES

(B) NO

(3) WHICH blood group do you have?

(A) A

(B) B

(C) AB

(D) O

(4) HAVE YOU donate your blood previously?

(A) YES

(B) NO

(5) How many times DO you donate your blood?

(A) YES

(B) NO

(6) DO you suffering from given blood diseases atleast one time

(A) Anemia

(B) Dengue

(C) malaria

Describe the problems you have identified in the community

- ⇒ Poverty
- ⇒ unemployment
- ⇒ Pollution
- ⇒ open drainage
- ⇒ lots of use of plastics
- ⇒ Bad roads
- ⇒ water shortage
- ⇒ lack of Health care problem
- ⇒ Illiteracy
- ⇒ violence
- ⇒ Industrial Pollution
- ⇒ Air Pollution
- ⇒ Access of safe drinking water

Blood Groups

ABSTRACT

Introduction

A body group is known as blood type

- ⇒ Blood typing is a method to tell what type of blood you have. Blood typing is done so you can safely donate your blood or receive a blood transfusion.
- ⇒ It is also done to see if you have a substance called Rh (Rhesus) factor on surface of your red blood cells (R.B.C's)
- ⇒ your blood type is based on whether or you have certain proteins called antigens on your blood cells. These proteins called antigens your blood type depends on what type your parents passed down to you
- ⇒ Blood is often grouped according to the A.B.O. blood

Typing system

The four major blood group/ types are

=> TYPE A

=> TYPE B

=> TYPE AB

=> TYPE O

Again the four major blood groups are classified based on the R.h.D Each group can be either positive or negative means in total there are 8 blood groups

They are

- 1) A Positive
2. A Negative
3. B. Positive
4. B. Negative
5. AB. Positive
6. AB. Negative
7. O Positive
8. O. Negative

⇒ Blood group information is an integral part of
circle diagnosis using various hematological
techniques to understand homologous disorders
simultaneously it is mandatory to have clear
information and related matters. It is importa-
-nt so have complete history of the patients
and the

AIM

The aim was to study the blood group typing and importance of blood group and how many people have know about the importance of blood groups and awareness about blood groups among the people in social groups

Material and methods

To present observational study was carried out in visakhapatnam distric at I town Region of Andhrapradesh India. To Record the blood group of local people from randomly selected area. The collected humerical data was statiscally analysed in the from. Pie charts and bar diagrams

Result >

The present survey was carried out during the year 2022 in I Town Visakhapatnam district covering 1073 people to understand the blood groups during the investigation. The major of people exhibited of (257) followed by B⁺ (242), A⁺ (208), AB⁺ (121), O⁺ (15), B (a), AB (1) respectively. These are 226 people. They donate do not know their blood group of (257) and B⁺ (242) people they do not know their observed as most common blood group and AB⁻ blood group was found is seven people.

Conclusion

The present study relied in general basically on blood group pattern across the population and it can be used by knowing their blood groups from various groups.

History of blood groups :

Blood types were first discovered by an Austrian physician, Karl Landsteiner, working at the pathological Anatomical Institute of the University of Vienna. In 1900 he found that blood sera from different persons would clump or gather (agglutinate) when from when mixed in the test tubes and not only that some human bloods also agglutinated with animal blood.

The next year in 1901 we made a definitive observation that blood serum of an individual would agglutinate with only those of certain individuals based on this he classified human blood into three groups namely groups A, group B, and group O (ABO group)

Blood type compatibility

Blood type	Gives	Receives
A ⁺	A ⁺ , AB ⁺	A ⁺ , A ⁻ , O ⁺ , O ⁻
O ⁺	O ⁺ , A ⁺ , B ⁺ , AB ⁺	O ⁺ , O ⁻
B ⁺	B ⁺ , AB ⁺	B ⁺ , B ⁻ , O ⁺ , O ⁻
AB ⁺	AB ⁺	Everyone
A ⁻	A ⁺ , A ⁻ , AB ⁺ , AB ⁻	A ⁻ , O ⁻
O ⁻	Everyone	O ⁻
B ⁻	B ⁺ , B ⁻ , AB ⁺ , AB ⁻	B ⁻ , O ⁻
AB ⁻	AB ⁺ , AB ⁻	AB ⁻ , A ⁻ , B ⁻

Student Self-Evaluation for the Community Service Project

Student Name: Karvedla, Pavan Kumar

Registration No: 720130805032

Period of CSP: From: To:

Date of Evaluation:

Please rate your performance in the following areas:

Rating Scale: Letter grade of CGPA calculation to be provided

1	Oral communication	1	2	3	4	5
2	Written communication	1	2	3	4	5
3	Proactiveness	1	2	3	4	5
4	Interaction ability with community	1	2	3	4	5
5	Positive Attitude	1	2	3	4	5
6	Self-confidence	1	2	3	4	5
7	Ability to learn	1	2	3	4	5
8	Work Plan and organization	1	2	3	4	5
9	Professionalism	1	2	3	4	5
10	Creativity	1	2	3	4	5
11	Quality of work done	1	2	3	4	5
12	Time Management	1	2	3	4	5
13	Understanding the Community	1	2	3	4	5
14	Achievement of Desired Outcomes	1	2	3	4	5
15	OVERALL PERFORMANCE	1	2	3	4	5

Date:

K. Pavan Kumar
Signature of the Student

Evaluation by the Person in-charge in the Community/Habitation

Student Name: *Karredla. pavani kumar*

Registration No: *92 013090 5032*

Period of CSP: From: To:

Date of Evaluation:

Name of the Person in-charge:

Address with mobile number:

Please rate the student's performance in the following areas:

Please note that your evaluation shall be done independent of the Student's self-evaluation



Rating Scale: 1 is lowest and 5 is highest rank

1	Oral communication	1	2	3	4	5
2	Written communication	1	2	3	4	5
3	Proactiveness	1	2	3	4	5
4	Interaction ability with community	1	2	3	4	5
5	Positive Attitude	1	2	3	4	5
6	Self-confidence	1	2	3	4	5
7	Ability to learn	1	2	3	4	5
8	Work Plan and organization	1	2	3	4	5
9	Professionalism	1	2	3	4	5
10	Creativity	1	2	3	4	5
11	Quality of work done	1	2	3	4	5
12	Time Management	1	2	3	4	5
13	Understanding the Community	1	2	3	4	5
14	Achievement of Desired Outcomes	1	2	3	4	5
15	OVERALL PERFORMANCE	1	2	3	4	5

Date:

Signature of the Supervisor

PHOTOS & VIDEO LINKS



INTERNAL ASSESSMENT STATEMENT

Name Of the Student: *Karredda. pavankumar*

Programme of Study:

Year of Study:

Group: *B.Sc*

Register No/H.T. No: *720130805032*

Name of the College: *H.V.S A.V.N College*

University: *Andhra University*

Sl.No	Evaluation Criterion	Maximum Marks	Marks Awarded
1.	Activity Log	20	
2.	Community Service Project Implementation	30	
3.	Mini Project Work	25	
4.	Oral Presentation	25	
	GRAND TOTAL	100	

Date:

V. Radha
Signature of the Faculty Guide

Date:

Seal:

Certified by
[Signature]
Signature of the Head of the Department/Principal

[Signature]
PRINCIPAL
Mrs. A.V.N. COLLEGE
VISAKHAPATNAM